



NRA MQP

Marksmanship Qualification Program



Tenth Edition — January 2020
Copyright © 2020 National Rifle Association of America

All rights reserved. Printed in the United States of America.
This book may not be reprinted or reproduced in whole or in part by mechanical means, photocopying, electronic reproduction, scanning, or any other means without prior written permission. For more information, write to: Education & Training Division, National Rifle Association of America, 11250 Waples Mill Road, Fairfax, VA 22030.

To join the NRA today, or for additional information regarding NRA Membership, call (800) NRA-3888 or visit online at www.nrahq.org.

Your membership dues may be charged to American Express, Discover, Mastercard, or Visa.

CONTENTS

NRA Marksmanship Qualification Program	2
NRA Recognition for Distinguished Expert.....	3
Pistol Qualification	4
Defensive Pistol I Qualification.....	6
Defensive Pistol II Qualification.....	8
Conventional Bullseye Pistol Qualification	10
Air Pistol Qualification	12
International Air Pistol Qualification	14
International Air Rifle Qualification.....	16
Rimfire Rifle Qualification.....	18
4-Position Rifle Qualification	20
Air Rifle Qualification	22
Smallbore Qualification	24
High Power Rifle Qualification.....	26
High Power Sporting Rifle Qualification.....	28
F-Class Rifle Qualification.....	29
Tactical Rifle Qualification.....	30
America's Rifle Challenge Qualification	32
Basic Shotgun Qualification.....	36
Shotgun Qualification.....	38
International Trap/Enhanced Wobble Trap and International Skeet	40
Muzzle Loading Qualification	42
Multi-Gun Qualification	46
NRA JROTC Qualification Courses — Air Rifle	48
Explorer Service Handgun Qualification Program.....	50
Qualification Awards	53
Educational Materials and Resources.....	55
NRA Programs and Opportunities	56
Score Sheet	60

NRA MARKSMANSHIP QUALIFICATION PROGRAM

The NRA Marksmanship Qualification Program is a skill development program. It has been the flagship of NRA's training development programs since 1903. The program can be administered by parents, club leaders, coaches or instructors. Individuals who are not involved in an organized club can also participate in the program using the courses of fire as a development tool. Qualification shooting can be conducted on any appropriate range, even a home range where applicable and courses of fire are open to everyone—men, women, and youth.

From a young shooter's first BB gun to sophisticated air rifles, shotguns, muzzleloaders, pistols and rifles, the NRA Marksmanship Qualification Program offers shooters a self-paced training platform to develop their shooting skills. It's a drill. We set the standards and you meet the challenge! Progression is self-paced and scores are challenging but attainable. Performance is measured against established par scores and any participant who meets or exceeds those scores is entitled to the corresponding recognition awards for that rating.

Take your shooting skills to the next level and challenge yourself in the NRA Marksmanship Qualification Program today!

By the time a shooter completes the Distinguished Expert rating in rifle, pistol, shotgun and multi-gun, they have attained a proficiency level paralleling that of a competitively classified Sharpshooter.

Based on the honor system, participants acquire the large discipline patch at the onset of the program and, as each rating is earned, they are entitled to all of the corresponding awards for that rating. Each rating level has a skill rocker, medal, pin and certificates award that recognizes and highlights the achievement.

NRA BASIC COURSES

- » People new to the shooting sports are recommended to attend an NRA Basic Firearms Course. The NRA basic classes are fun, informative, and provide a good foundation of knowledge that can be applied to shooting activities in this guide book. To find an NRA Basic Course in your area please visit: www.nrainstructors.org

QUALIFICATION RULES AND GUIDELINES

- » Ratings must be earned in sequence from the beginning level. A record of the date when each rating was achieved and scores for each rating should be kept by the participant or their administrator.
- » Official NRA Rule Books: competitions.nra.org

SCORES

- » In all cases, scores fired for qualification must be applied to the rating on which the shooter is currently working. Scores may not be held and used for higher ratings. In most cases, each skill level requires that you achieve a score a particular number of times to complete the level. However, they do not have to be fired consecutively or in the same session. Scores fired in practice sessions, leagues, or matches may all be applied toward qualification ratings.

DISTINGUISHED EXPERT RATING

- » **Witness Requirement**
 - *All firing for the Distinguished Expert must be witnessed by a current NRA member, or an NRA Instructor or Coach. However, participants who fire scores in formal competition may use the tournament results bulletin from the required number of matches as validation. Shotgun shooters must save their shooting receipt and score record from each round to be counted. Participants may qualify for special Double and Triple Distinguished Expert ratings by completing the top rating in two or three of the disciplines of rifle, pistol and shotgun. NRA members who have completed all the lower ratings and the requirements for Distinguished Expert should contact the National Rifle Association for special recognition.*

NRA RECOGNITION FOR DISTINGUISHED EXPERT

NRA Headquarters Recognition for Distinguished Expert is a member benefit providing Distinguished Experts with the Award packet free of charge and making them eligible for the rating of Double and Triple Distinguished.

The NRA provides national recognition for all members who reach this prestigious level of accomplishment provided they:

- » Have fired the required scores
- » Have acquired awards at the lower ratings
- » Provide a current NRA member ID number
- » Firing of the Distinguished Expert must be witnessed by an NRA member (with current ID or an NRA Instructor or coach (with current ID number)

NRA members who have completed all the lower ratings and the requirements for Distinguished Expert should complete the Distinguished Expert Recognition Report Form: mqp.nra.org and send it to the address provided on the form. NRA, ATTN: Marksmanship Coordinator, 11250 Waples Mill Rd., Fairfax, VA 22030. Please allow 60 days for processing.

Non-members can order the Distinguished Expert awards packet from our materials center as they did the lower level awards: materials.nrahq.org/qualificationawards/distinguished-expert-packet.html

Awards

- » Skill level awards such as patches, certificates, pins and medals are available from the NRA material center for each qualification level that is earned. materials.nrahq.org
- » A record of date when each rating was achieved and the awards that were acquired should be kept by the participant or the program administrator.

Firearm Safety Rules

- » When firing for qualification ratings follow the NRA safe gun handling rules:
 - **ALWAYS** keep the gun pointed in a safe direction
 - **ALWAYS** keep your finger off the trigger until ready to shoot
 - **ALWAYS** keep the gun unloaded until ready to use

Eligibility

- » Qualification Courses of fire are open to everyone — men and women, adults and youth. NRA members or non-members.

Adaptive Participants

(Participants With Physical Disabilities)

- » Persons with physical disabilities can make changes to positions to allow them ability to participate in the Marksmanship Qualification Program. For example if a participant who uses a wheelchair wants to shoot the Defensive Pistol II course of fire he/she may do so from the chair. By doing so that person is adjusting the position to meet their needs.
- » For more information:
 - Website: adaptiveshooting.nra.org
 - Email: adaptiveshooting@nrahq.org
 - Phone: 703.267.1491

Targets

- » Targets are available at sporting goods stores. If you cannot find them locally, contact one of the NRA's licensed manufacturers.
 - Alco Target Company, California (888) 258-4814
 - National Target Company, Maryland (800) 827-7060
 - U.S. Target Company, Michigan (800) 746-6836



PISTOL QUALIFICATION

In this course of fire you will develop accuracy, dexterity, precision and speed, the skill required for personal protection. An NRA Basic Pistol class will provide an excellent foundation of knowledge to build upon.

Pistols and Revolvers

Any semi-automatic pistol or revolver with any type of sights may be used. All calibers.

Sights

Any sights may be used.

Targets

Paper with 4 ½" circle drawn on it. (Hint, use an old CD to draw your circle). D-1 or D-2 Targets.

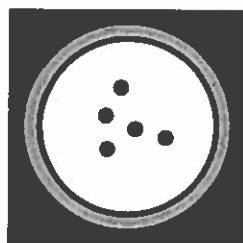
Timers

When time restrictions are specified, shooters should have another individual act as timekeeper, or play a recorded timing sequence with start/stop signals.

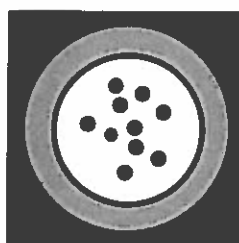
Awards

- » Pistol Qualification Patch
- » For complete qualification awards information, reference page 53.

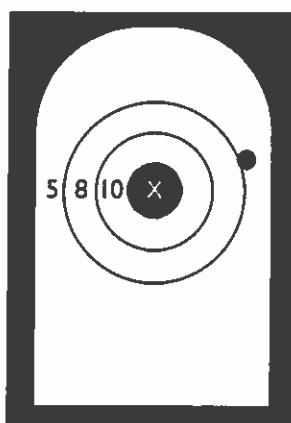
RATING	POSITION	TARGET	DISTANCE	COURSE OF FIRE
Pro-Marksman	2-Handed Benchrest	Paper plates or paper disk (9- inch diameter)	15 feet	Phase 1: 5 shots each at 10 targets. Phase 2: 10 shots strong side and 10 shots weak side. All shots must be within the circle.
Marksman	2-Handed Standing	Paper plates or paper disk (9- inch diameter) D-1 or D-2	15 feet D-2 15 Feet D-1 30 Feet	10 shots strong side and 10 shots weak side with 6 minutes to shoot each pair. All shots have to be 1" from the edge of the target. Repeat 4 times. Each pair has to be shot the same day but you do not need to shoot all pairs on the same day. Repeat on D-1 or D-2 target.
Sharpshooter	2-Handed Standing	D-2 or D-1	D-2 (15 feet) or D-1 (30 feet)	10 shots per target. 10 targets total. 5 shots strong side in 20 seconds and 5 shots weak side in 20 seconds. Out of a possible score of 100 you must achieve a score of 60 or better on five targets and 65 or better on 5 targets.
Expert	Standing, Ready One	D-2 or D-1	D-2 (15 feet) or D-1 (30 feet)	5 shots strong side in 3 minutes and 5 shots in 10 seconds. 5 shots weak side in 3 minutes and 5 shots in 10 seconds. You must shoot the course twice, achieving a score of 130 or better and shoot the course 3 more times, achieving a score of 150 or better.
Distinguished Expert Must be *witnessed by NRA instructor or Member	Standing Ready	D-2 or D-1	D-2 (15 feet) or D-1 (30 feet)	Conducted in 4 stages which must be completed in the same session to qualify. Stage 1: 5 shots strong side, 2-handed in 10 sec Stage 2: 5 shots strong side, 1-handed in 10 sec Stage 3: 5 shots weak side, 2-handed in 10 sec Stage 4: 5 shots weak side, 1-handed in 10 sec You must shoot the course 6 times but these do not need to be shot on the same day. Must achieve a minimum score of 145 three times and minimum score of 170 three times.



Inside 1/2" margin
on plate.



Inside 1 1/2" margin
on plate.





DEFENSIVE PISTOL I QUALIFICATION

Participants should complete the Pistol Qualification course prior to starting Defensive Pistol I. Defensive Pistol I Qualification is designed to complement Personal Protection in the Home Courses, while Defensive Pistol II is designed to complement Personal Protection Outside the Home. These two Qualification courses help participants become familiar with the pistol/revolver, and enhance their ability to react in any defensive situation that might arise. Participants should complete the Pistol Qualification course prior to starting Defensive Pistol I.

Pistols and Revolvers

Any semi-automatic pistol or revolver.

Sights

Any type of sights may be used.

Positions

All shooting will be done from the standing, two handed position. Each rating will have additional requirements. Participants will search and assess after firing each repetition. To search and assess, lower the firearm slightly to allow the eyes to shift slightly from side to side to scan the area, while not losing sight of the target.

Target, Distances and Score

D-1 or equivalent at 21 feet with all shots scoring 8s or better.

Reference Material

NRA's Guide to Personal Protection in the Home

Awards

- » Pistol Qualification Patch
- » Defensive Pistol Rocker I
- » For complete qualification awards information, reference page 53.

Defensive Pistol I

RATING	POSITION	TARGET	DISTANCE	COURSE OF FIRE	REPETITIONS
Pro-Marksman	2-Handed Standing	D-1	21 feet	Gun is unloaded on the bench. Safely pick up gun, load and shoot 5 shots in 30 seconds	4
Marksman	2-Handed Standing	D-1	21 feet	Gun is unloaded on the bench. Safely pick up gun, load and shoot 5 shots in 15 seconds.	4
Sharpshooter	2-Handed Standing	D-1	21 feet	Gun is unloaded on the bench. Safely pick up gun, load and shoot 5 shots in 15 seconds.	4
Expert	2-Handed Standing	D-1	21 feet	Gun is unloaded on the bench. Safely pick up gun, load and move to cover. Shoot 5 shots in 15 seconds on right side of cover. Reload new magazine, safely move to cover and shoot 5 shots from left side of cover.	4
Distinguished Expert	2-Handed Kneeling and Standing	D-1	21 feet	Gun is unloaded on the bench. Safely pick up gun, load and move to cover and give verbal challenge. Shoot 5 shots kneeling and shots standing in 25 seconds.	8

DEFENSIVE PISTOL II QUALIFICATION

Participants will search and assess after firing each repetition. To search and assess, lower the firearm slightly to allow the eyes to shift slightly from side to side to scan the area, while not losing sight of the target.

Pistols and Revolvers

And semi-automatic or revolver may be used.

Positions

All shooting will be done from the standing two-handed position. Each level will have additional requirements. Participants will search and assess after firing each repetition. To search and assess, lower the firearm slightly to allow the eyes to shift slightly from side to side to scan the area, while not losing sight of the target.

Target, Distance and Score

D-1 or equivalent at 21 feet with all shots scoring 8s or better.

Reference Material

NRA's Guide to Personal Protection Outside the Home

Awards

- » Pistol Qualification Patch
- » Defensive Pistol Rocker II
- » For complete qualification awards information, reference page 53.



RATING	POSITION	TARGET	DISTANCE	COURSE OF FIRE	REPETITIONS
Pro-Marksman	2 Handed Standing	D-1	21 feet	Using the NRA method of drawing from a holster, draw from strong side holster and shoot 1 shot in 15 seconds.	20
Marksman	2 Handed Standing	D-1	21 feet	Using the NRA method of drawing from a holster, draw from strong side holster and shoot 2 shots in 6 seconds.	20
Sharpshooter	2 Handed Standing	D-1	21 feet	Using the NRA method of drawing from a holster, draw from strong side holster and shoot 3 shots in 10 seconds.	10
Expert	2 Handed Standing	D-1	21 feet	Using the NRA method of drawing from a holster, execute a 90 degree right or left turn, then draw from the holster and shoot 2 shots in 9 seconds.	10
Distinguished Expert *Must be witnessed by NRA member or NRA instructor	2 Handed Kneeling and Standing	D-1	21 feet	Using the NRA method of drawing from a holster, execute a 180 degree right or left turn, then draw from the holster and shoot 2 shots in 12 seconds.	20

Drawing from a Holster

The NRA method of drawing from a holster uses the following steps:



1. ACCESS the gun



2. GRIP the gun. (finger off trigger)



3. PULL the gun from the holster or holster purse



4. ROTATE the gun toward the target (finger may now go to the trigger)



5. JOIN the weak hand to the strong hand



6. EXTEND the gun toward the target



7. FIRE the gun



8. LOWER and scan for additional threats



9. REHOLSTER (engage safety or decock and move finger straight along the side of the receiver)

CONVENTIONAL BULLSEYE PISTOL QUALIFICATION

Shot indoors or outdoors, these courses of fire emphasize the development of competition bullseye pistol shooting skills. The concentration skills required will be of great value if you decide to move on to action pistol shooting. While some shooters may prefer the course of fire that emphasizes stage (slow, timed, and rapid fire) skill development, you can shoot the course of fire that is right for you. Any semi-automatic pistol or revolver with metallic, telescopic or electronic sights as long as they don't project an image onto the target may be used.

Pistols and Revolvers

Any rimfire, centerfire revolver or semi-automatic pistol can be used

Sights

Metallic, telescopic, or electronic sights are permitted, with the exception of any sight that projects an image onto the target.

Position

The conventional "bullseye" pistol qualification is fired from the standing position using one hand, except for the first two ratings (Pro-Marksman and Marksman) where the benchrest or two-handed standing positions may be used.

Target and Distance Options

Any of the following targets and distance combinations may be used: TQ-6 slow fire target and TQ-7 timed and rapid fire target at 25 feet. B-2 slow fire target and B-3 timed and rapid fire target at 50 feet. B-16 slow fire target and B-8 timed and



rapid fire target at 25 yards. B-6 slow fire target at 50 yards, and B-8 timed and rapid fire target at 25 yards. B-4 target at 20 yards.

Time

Slow fire is 10 rounds fired in 10 minutes or less.

Timed Fire Timed Fire is 10 rounds fired in two five-shot strings at 20 seconds per string.

Rapid fire is 10 rounds fired in two five-shot strings at 10 seconds per string

The aggregate course of fire is 30 shots that must be fired as a complete unit in the same session in order to qualify as a viable course of fire. Each qualifying course of fire must meet or exceed the minimum score or the complete aggregate must be refired.

As aggregate course of fire consists of a total of 30 shots fired as follows:

- » 10 shots slow fire (10 shots fired in 10 minutes)
- » 10 shots timed fire (five shots fired in 20 seconds, two times)
- » 10 shots rapid fire (five shots fired in 10 seconds, two times)

Awards


- » White Pistol Patch
- » For complete qualification awards information, reference page 53.

RATING	NUMBER OF SHOTS	REQUIRED SLOW FIRE/SCORE (POSSIBLE SCORE)	REPETITIONS	REQUIRED TIMED FIRE/SCORE (POSSIBLE SCORE)	REPETITIONS	REQUIRED RAPID FIRE/SCORE (POSSIBLE SCORE)	REPETITIONS
Pro-Marksman	10	40/100	5 times				
Marksman	10	50/100	5 times				
Sharpshooter	10	60/100	5 times				
	10	68/100	4 times	58/100	3 times		
	10	72/100	4 times	70/100	3 times	50/100	3 times
	10	76/100	4 times	82/100	3 times	70/100	4 times
The course of fire for Expert and Distinguished Expert ratings consist of a 30 shot aggregate. Each qualifying aggregate must meet or exceed the required score or the complete aggregate must be refired.							
Expert	30	Score: 250 or better. Five (5) aggregates are required					
Distinguished Expert	30	Score: 269/300 or better Ten(10) times, or 258 or better in two (2) NRA sanctioned pistol competitions					

Coventional "Bullseye" Pistol – Aggregate Skill Course

RATING	REQUIRED SCORE/POSSIBLE SCORE	REPETITIONS
Pro-Marksman	125/300	2 times
Marksman	175/300	2 times
Sharpshooter	210/300	2 times
Expert	250/300	2 times
Distinguished Expert	Score 269/300 or better 10 times, or 258 or better in two NRA sanctioned pistol competitions	





AIR PISTOL QUALIFICATION

Progressive Position Pistol Shooting

This air pistol qualification course is designed to introduce shooters to the challenge of air pistol shooting by starting with the basic supported and standing supported positions then progressing to the international style position. The required number of shots in the course also increases in stages to help new shooters develop the strength and endurance necessary to complete a full course of fire.

Air Pistols

Any .177 caliber spring, pneumatic, or CO₂ gas pistol or revolver may be used.

Target and Distance


The official B-40 target is used at 10 meters (approximately 33 feet).

Awards

- » Position Air Pistol Qualification Patch
- » For complete qualification awards information, reference page 53.



RATING	POSITION	NUMBER OF SHOTS	REQUIRED SCORE/ POSSIBLE SCORE	REPETITIONS
Pro-Marksman	Basic Supported Bench	10 shots	40/100	4 times
Marksman	Standing Supported	20 shots	100/200	4 times
Sharpshooter	Standing One-Handed International Style	40 or 60	280/400 or 420/600	4 or 6 times
Expert	Standing One-Handed International Style	40 or 60	316/400 or 474/600	4 or 6 times
Distinguished Expert	40 or 60 shots, 348/400 or 522/ 600 or better 10 times, or 335/400 or 503/600 or better in 2 NRA sanctioned Air Pistol competitions.			



Artificial support like this T-stand is allowed in the standing supported position.



INTERNATIONAL AIR PISTOL QUALIFICATION

This International Air Pistol Qualification Course is designed to introduce shooters to the challenge of air pistol beginning with the two-handed standing position then progressing to the one-handed standing International Air Pistol position. Air pistol events are for all ages and enjoyed by everyone at their home range and at the Olympic and Paralympic events.

Air Pistols

Any .177 caliber spring pneumatic, or CO₂ gas pistol or revolver may be used. Only open sights are permitted.

Sights

Only open sights are permitted.

Position

Except for the Pro-Marksman and Marksman rating, all shooting is done from the standing position using one hand; no support is allowed.

Two-Handed position: Shooter must shoot from a standing position, with the pistol held in both hands. No artificial support is allowed; and the shooter's arm must be fully extended, with sights at eye level. The shooter's non-firing hand may be used to provide support for the firing hand.

Targets and Distance

The official B-40 target is used at 10 meters (approximately 33 feet).

Awards

- » International Air Pistol Qualification Patch
- » For complete qualification awards information, reference page 53.

RATING	POSITION	NUMBER OF SHOTS	REQUIRED SCORE / POSSIBLE SCORE	REPETITIONS
Pro-Marksman	Standing two handed	20	100/200	4
Marksman	Standing two handed	30	180/300	4
Sharpshooter	Standing two handed	40	299/400	6
Expert	Standing two handed	40 or 60	326/400 or 485/600	6 or 4 times
Distinguished Expert	40 or 60 shots, 348/400 or 522/600 or better 10 times or 335/400/ or 503/600 or better in two NRA sanctioned Air Pistol competitions.			



INTERNATIONAL AIR RIFLE QUALIFICATION

This course of fire introduces new shooters to the sport using the benchrest or prone-supported positions before progressing to the standing position. These positions are designed to help shooters reinforce the basic fundamentals during early stages of development.

Guidelines

NRA International Rifle Rules will apply.

Air Rifles

Any .177 caliber spring pneumatic, or CO₂ gas air rifle may be used.

Sights

Any sights not containing a lens or system of lenses may be used. Telescopes are prohibited.

Position

Except for the Pro-Marksman and Marksman rating, all shooting is done from the standing position.

Shots Per Bullseye

The number of shots fired per bullseye is optional. Multiple shots may be fired at beginner ratings to conserve targets. (At advanced levels of competition, only one shot is fired at each bullseye).

Target and Distance

The AR-5 target is used at 10 meters (approximately 33 feet). Single, five, and 10 bullseye targets are available.

Awards

- » International Air Rifle Qualification Patch
- » For complete qualification awards information, reference page 53.

International Air Rifle

RATING	POSITION	NUMBER OF SHOTS	REQUIRED SCORE/ POSSIBLE SCORE	REPETITIONS
Pro-Marksman	Benchrest or prone-supported may be used	10 shots	70/100	4 times
Marksman	Prone	20 shots	100/200	4 times
	Standing	40 shots	240/400	
Sharpshooter	Standing	40 or 60 shots	280/400 or 420/600	6 times or 4 times
Expert	Standing	40 or 60 shots	320/400 or 480/600	6 times or 4 times
Distinguished Expert	40 or 60 shots, 365/400, 543/600 or better 10 times, or 360/400, 516/600 or better in two NRA sanctioned air rifle competitions. (See Witness Requirements, page 2)			

RIMFIRE RIFLE QUALIFICATION

- » Prone or Benchrest
- » Standing
- » 3-Position

Many shooters do not own a special target rifle, but thoroughly enjoy shooting over-the-counter, .22 field and sporting rifles. If you are one of these shooters, the NRA Rimfire Rifle Qualification Course is for you. Using your favorite field and sporting rifle, you can develop your marksmanship skills, progress through a series of ratings, and earn distinctive NRA Rimfire Rifle Qualification rating awards.

Guidelines

The rimfire rifle rules contained in the NRA Smallbore Rifle Rule book and listed under Light Rifle apply, except where specific exceptions are made.

Rifles

Any .22 or .17 HMR caliber rimfire rifle may be used. For the Standing and 3-Position course the rifle must weigh 12 pounds or less, including sights and slings. Schutzen-type butt plates and palm rest may not be used.

Sights

Any sights may be used, including scopes.

Targets and Distance Options

A-32 target at 50 feet, two shots per bullseye. A-23/5 or A-31X target at 50 yards, five shot per bullseye.



Course of Fire Options

Shooters may qualify for rimfire rifle ratings using any one of the three courses of fire available: prone, benchrest, full standing or 3 position (prone, standing and kneeling). Body and/or gun support may be used at the Pro-Marksman rating level.

Awards

- » Rimfire Rifle Qualification Patch
- » For complete qualification awards information, reference page 53.

Rimfire Rifle Prone or Benchrest Course — 20 Shots

RATING	REPETITIONS	MINIMUM SCORES PER COURSE/ POSSIBLE SCORE
Pro-Marksman	2	100/200
Marksman	2	150/200
Sharpshooter	4	160/200
Expert	6	180/200
Distinguished Expert	191/200 or better 10 times. Or 191/200 four times at a Rimfire Rifle NRA Postal match	

Rimfire Rifle Standing Course — 10 Shots

RATING	REPETITIONS	MINIMUM SCORE PER COURSE/ POSSIBLE SCORE
Pro-Marksman	4	40/100
Marksman	6	55/100
Sharpshooter	12	65/100
Expert	14	80/100
Distinguished Expert	91/100 or better 10 ties, or 91/100 4 times at a Rimfire Rifle NRA Postal match	

Rimfire Rifle 3-Position Course — 10 Shots Each Position

RATING	REPETITIONS	MINIMUM SCORE PER COURSE/ POSSIBLE SCORE
Pro-Marksman	2	135/300
Marksman	2	150/300
Sharpshooter	3	215/300
Expert	4	255/300
Distinguished Expert	275/300 or better 5 ties, or 275/300 2 times at a Rimfire Rifle NRA Postal match	



4-POSITION RIFLE QUALIFICATION

- » BB Gun
- » Smallbore

Indoors or outdoors, the 4 position qualification course may be used by BB gun shooters and smallbore rifle shooters alike! These courses of fire are the perfect way for beginners or parents to introduce their children to the practices and challenges of rifle shooting.

BB Gun Requirements

Only smoothbore, spring-type air guns may be used. NRA 5-Meter BB Gun Rules apply.

BB Gun Sights

Telescopic sights are not allowed.

BB Gun Positions

For the 4-Position Stage Skill Course of fire, there are five positions to choose from for the Pro-Marksman through Sharpshooter ratings. These positions are prone, sitting, kneeling, standing and benchrest. You may use any of the 5 positions for those ratings only.

BB Gun Ammunition

Lead or steel ball BBs

Target and Distance Options

TQ-40 targets may be used at a distance of five meters (approximately 16.5 feet) for Pro-Marksman and Marksman levels only. The AR-4 target may be used at all levels.



Smallbore Rifle Requirements

Any .22 rimfire or .17 HMR rifle may be used.

Smallbore Rifle Sights

No telescopic sights are allowed.

Targets and Distance Option

Use either A-17 or TQ-1 targets at a distance of 50 feet; or A-23 target at 50 yards. For Pro-Marksman through Expert ratings 10 bullseyes (set of concentric scoring ring) must be fired for each rating. Each bullseye must contain five shots and the total score for the five shots must meet or exceed the required score. The 10 bullseyes do not have to be fired consecutively or in the same session. (Option: the number of shots per bullseye may be reduced if scoring becomes difficult. Example: three shots on one bullseye and two shots on another.)

Smallbore Ammunition

.22 rimfire (short, long, long rifle) or .17 HMR

Awards

- » Rifle Qualification Patch
- » For complete qualification awards information, reference page 53.

4-Position Stage Skill Course

RATING	POSITION	SHOTS PER BULL	NUMBER OF BULLSEYES	MINIMUM SCORE PER BULL
Pro-Marksman	Any of the positions	5	10	20
Marksman	Any of the positions	5	10	30
Sharpshooter	Any of the positions	5	10	35
	Prone and sitting	5	10 each position	40 each position
	Kneeling	5	10	40
	Standing	5	10	35
Expert	Standing	5	10	40
Distinguished Expert	For Distinguished Expert rating: 10 strings, consisting of five bullseye in each string, are required for each position. Two shots are fired on each bullseye. Each five-bull string must be fired as a complete unit and each bullseye in the string must meet or exceed the required score or the entire string must be refired. You may also attain this rating by achieving 372/400 or better in two NRA sanctioned 4-position competitions.			
	Prone	2	10	18
	Sitting	2	10	18
	Kneeling	2	10	16
	Standing	2	10	16

4-Position Aggregate Course — 10 Shots Each Position

RATING	REQUIRED SCORE/ POSSIBLE SCORE	REPETITIONS
Pro-Marksman	184/400	2 times
Marksman	240/400	2 times
Sharpshooter	270/400	2 times
Expert	316/400	2 times
Distinguished Expert	356/400	2 times



AIR RIFLE QUALIFICATION

» Sporter and Precision Air Rifle Shooting

These air rifle qualification courses are designed to introduce shooters to the challenges of 3-position air rifle shooting by starting with the basic sporter air rifles, progressing into the precision air rifles and then to the international-style air rifle courses of fire. The required numbers of shots in the courses also increase in stages to help new shooters develop the strength and endurance necessary to complete a full course of fire.

Guidelines

NRA Air Rifle Rules apply unless otherwise noted. Metallic sights only, no telescopic sights are allowed.

Target and Distance

The air rifle courses are fired at 10 meters (approximately 33 feet) using the NRA official AR-5/10 target. The target contains 10 record bullseyes. One record shot per bullseye, unlimited shots may be fired at center sighting shot bullseyes.

Air Rifles

Must meet specification in paragraph 3.2 of the NRA Sport Position Air Rifle Rules or paragraph 3.1 of the NRA Precision Position Air Rifle Rules.

Sights

Metallic only. Telescopic sights are not allowed. See Rule 3.7.1 for sporter and Rule 3.7 for precision.



Awards

- » Air Rifle Qualification Patch
- » For complete qualification awards information, reference page 53.

RATING	POSITION	NUMBER OF SHOTS	REQUIRED SPORTER SCORE/POSSIBLE	REQUIRED PRECISION SCORE/POSSIBLE SCORE	REPETITIONS
Pro-Marksman	Benchrest or supported prone may be used. (Both rifle and body supports are allowed.)	5 per target	15/50	20/50	8 times
Marksman	Prone	5 per target	30/50	35/50	5 times
	Standing	5 per target	10/50	11/50	5 times
Sharpshooter	Kneeling	5 per target	12/50	15/50	5 times
	Prone	1 per bull/ 10 bulls	70/100	80/100	3 times
	Standing	1 per bull/ 10 bulls	40/100	50/100	3 times
	Kneeling	1 per bull/ 10 bulls	50/100	60/100	3 times
Expert	30-shot aggregate (3x10 – 10 shots each position) or 60-shot aggregate (3x20-20 shots in each position)			220/300 or 450/600 230/300 or 470/600 240/300 or 490/600	3 times
Distinguished Expert	60-shot aggregate — sporter scores 500/600 or better 8 times; precision scores 520/600 or better 8 times or 60-shot aggregate scores as listed 4 times at an NRA postal or 2 NRA sanctioned matches.				



SMALLBORE QUALIFICATION

- » Smallbore Rifle 3-Position
- » Small bore Rifle Prone

In the Smallbore Qualification Courses, shooters develop smallbore rifle, 3-position and prone shooting skills. The prone qualification program is designed to develop prone skills, first indoors at 50 feet, and then outdoors at 100 yards. The prone course culminates by having the shooter fire a Dewar Course (50 yards and 100 yards) to earn Expert and Distinguished Expert ratings. The Dewar Course is the same course of fire that is used at the NRA National Smallbore Championships held at Camp Perry.

Guidelines

NRA Smallbore Rifle Rules apply to the Smallbore courses except when noted.

Smallbore Rifle

Any .22 caliber rimfire rifle may be used.

Sights

Iron sights as specified in the NRA Rule Book may be used.

Positions

All prone or 3-position (a combination of prone, standing and kneeling) are used.

Targets and Distances

- » (Smallbore Rifle 3-Position) A-17 or A 36 NRA-USAS 50 target at 50 feet, A-23 at 50 yards, A-25 target at 100 yards.
- » (Smallbore Rifle Prone Course) NRA-USAS 50 target at 50 feet, A-23 and A-27 targets at 50 yards, and A-25 target at 100 yards.



Awards

- » American Rifleman Qualification Patch
- » For complete qualification awards information, reference page 53.

Smallbore 3-Position Aggregate Course — 10 Shots Each Position

RATINGS	REQUIRED SCORE/ POSSIBLE SCORE	REPETITIONS
Pro-Marksman	120/300	2 times
Marksman	170/300	4 times
Sharpshooter	220/300	6 times
Expert	250/300	8 times
Distinguished Expert	273 or better 10 times or 273 4 times at a 3-Position NRA Postal.	

Smallbore 3-Position Stage Skill Course

RATINGS	POSITION	SHOTS PER BULLSEYE	MINIMUM SCORE PER BULLSEYE/ POSSIBLE SCORE	REPETITIONS
Pro-Marksman	Prone	5	20/50	10 times
Marksman	Prone	5	25/50	10 times
Sharpshooter	Kneeling	5	15/50	10 times
	Prone	1 per Bullseye/10 bulls	75/100	3 times
	Standing	1 per Bullseye/10 bulls	40/100	3 times
	Kneeling	1 per Bullseye/10 bulls	50/100	3 times
Expert	30-shot aggregate (10 shots each position) or 60-shot aggregate (20 shots each position)		230/300 or 460/600 240/300 or 248/600 250/300 or 500/600	1 time 1 time 1 time
Distinguished Expert	60- or 120-shot aggregate 540/600, 1080/1200 or better 10 times, or 60 or 120-shot aggregate 4 times at 3-position NRA Postal.			

Smallbore Rifle Prone Course

RATING	DISTANCE	TARGET	SHOTS PER BULLSEYE	MINIMUM SCORE PER BULLSEYE/ POSSIBLE SCORE	REPETITIONS
Pro-Marksman	50 feet	NRA-USAS 50	1	40/100	10 times
Marksman	50 feet	NRA-USAS 50	1	55/100	10 times
Sharpshooter	50 feet	NRA-USAS 50	1	70/100	10 times
	50 yards	A-23	5	140/200	5 times
	50 yards	A-23	5	180/200	5 times
	50 yards	A-27	5	165/200	5 times
	100 yards	A-27	5	175/200	5 times
	100 yards	A-25	10	170/200	5 times
	200 yards	A-25	10	180/200	5 times
		Dewar 20 shots at 50 yards A-23 target (5 per bull) and 20 shots at 100 yards A-25 target (10 Shots per bull)			
		Dewar		370/400	5 times
Expert		Dewar		376/400	5 times
Distinguished Expert	40 Shot Aggregate — 385/400-10 times or 2 times in Dewar Competition (iron sights only)				

HIGH POWER RIFLE QUALIFICATION

- » 50 Yards
- » 200 Yards
- » 300 Yards
- » 600 Yards

High power rifle enthusiasts can now develop the shooting skill that lead to success in matches and tournaments with the aggregate competition course of fire. High power rifle shooting is the most popular event at NRA National Matches. The aggregate competition course helps develop target shooting skill using a 50-, 80-, or 100-shot course of fire. If hunting is an interest and the participant wishes to build field shooting skills, the sporting rifle event provides a course of fire using both the supported and standing positions. Scores fired on a home range, local club or in a league or tournament can all be applied toward the rating requirements in either high power qualification program.

Guidelines

NRA High Power Rules apply.

Aggregate Competition Course

NRA High Power Rules apply.

Equipment

A sling may be used in all positions except standing. Hook butt plates and palm rests are not permitted.

Rifles

Any U.S. military service rifle or centerfire rifle with metallic sights and a 10-, 20- or 30-round magazine may be used.

Ammunition

Any ammunition except tracer and incendiary ammunition is permitted. However, it is your responsibility to identify and follow all the rules of the range on which you are firing. Some ranges restrict the use of armor piercing ammunition as well.

Targets

On a 100-yard range: use SR-1 targets to simulate 200 yards, SR-21 targets to simulate 300 yards, and MR-31 targets to simulate 600 yards.

On a 200-yard range: use SR target at 200 yards, SR-42 targets to simulate 300 yards, and MR-52 to simulate 600 yards.

On a 300 yard range: use the SR target at 200 yards, SR-3 targets at 300 yards, and MR-63 to simulate 600 yards.

On a 600-yard range: use the SR targets at 200 yards, SR-3 targets at 300 yards, and MR-1 targets at 600 yards.

Firing Procedures

Qualification ratings may be earned by firing any one (50-, 80-, or 100-shot) course. All four stages must be completed in the same session to count as one completed course of fire. Since score requirements are in percentages, different shot courses (50/80/100) may be used for each level.

The same safety precautions required in tournament shooting apply to qualification shooting. In the slow-fire stage, all rifles are loaded with only one cartridge at a time. In rapid-fire, shooters using service rifles first load and fire two cartridges, the reload and fire eight cartridges to complete the 10-shot string within the specific time limit. Shooters using other centerfire rifles initially load and fire five, then reload and fire another five cartridges.

STAGE	POSITION	TIME	DISTANCE	NUMBER OF SHOTS	NUMBER OF STAGES		
					50-SHOT COURSE	80-SHOT COURSE	100-SHOT COURSE
1	Standing	Slow Fire: 10 minutes	200 yds	10	1	2	2
2	Sitting or Kneeling	Rapid Fire: 60 seconds	200 yards	10	1	2	2
3	Prone	Rapid Fire: 70 seconds	300 yards	10	1	2	2
4	Prone	Slow Fire: 20 seconds	500/600 yards	20	1	1	2

High Power Rifle — Aggregate Competition Course

Any 50-, 80-, Or 100-shot competition course of fire may be used.

RATINGS	REQUIRED PERCENTAGE	REPETITIONS
Pro-Marksman	40% or better	2 time
Marksman	55% or better	2 times
Sharpshooter	70% or better	3 times
Expert	80% or better	3 times
Distinguished Expert	88% or better 10 times, or 84% or better in two NRA sanctioned high power competitions	



TACTICAL RIFLE QUALIFICATION

This qualification program will introduce you to the action shooting sports using modern, general purpose semi-automatic rifles. You can develop some of the skills necessary to participate in action shooting events such as the NRA America's Rifle Match and 3-Gun Matches. You will learn how to safely fire your rifle at multiple targets while moving from various shooting positions. The requirements in the ratings increase in stages to help new shooters develop the strength and endurance necessary to complete a full course of fire.

Guideline

Unless otherwise stated, the following guidelines apply.

Rifles

Smallbore rifles include .17HMR and .22 LR's. High Power rifles to include .223, .308 and 7.62x39.

Sights

Field grade flip-up or fixed sights, non-magnified, magnified, electronic or optical sights.

Other Equipment

A sling and two magazines capable of holding not less than ten rounds each.

Position

Three shooting positions are used: standing, kneeling and prone. All strings of fire begin from the standing low ready position.


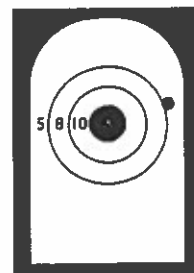


Target and Distance


NRA NDM 5- 120 at 7, 15 and 30 yards. Paper plates 9" diameter may be used and marked with the colors; set up in sequence to match the target. NRA D-1 or other silhouette targets at 60 and 100 yards.

Scoring

All scores are either a hit or a miss. To be counted as a hit, you must hit within the tombstone on each target. If using paper plates, to be counted as a hit the shot must be inside a 1 1/2" margin from the edge of the plate.



RATING	POSITION	TARGET	DISTANCE	NUMBER OF SHOTS	SCORE/POSSIBLE
Pro-Marksman	Standing	Two 8 ½" paper plates vertically spaced 10" apart	15 yards	10 Shots, upper target	5/10
	Prone		15 yards	5 shots at lower target	3/5
Marksman	Standing	Two 8 ½" paper plates vertically spaced 10" apart	15 yards	10 shots 5 per target	7/10
	Kneeling	Two 8 ½" paper plates vertically spaced 10" apart	15 yards 5 shots at lower target	5 shots at upper target	3/5
	Prone			5 shots at lower target	3/5
Sharpshooter	Standing	Two pieces paper with 6" circle, vertically spaced 10" apart	25 yards	10 shots, 2 magazines of 5 rounds 5 shots upper target, reload 5 shots lower target	7/10
	Standing to Kneeling	Two pieces paper with 6" circle, vertically spaced 10" apart	25 yards	10 shots, 2 magazines of 5 rounds, 5 shots standing upper target, reload, 5 shots kneeling at lower target	7/10
	Prone	Two pieces paper with 6" circle, vertically spaced 10" apart	25 yards	5 shots total at lower target	4/5
Expert	Standing	Two pieces paper with 6" circle, vertically spaced 10" apart	30 yards	10 shots, 2 magazines of 5 rounds 3 shots lower target, 2 shots upper target reload, 3 shots lower target, two shots upper target. Time limit: 20 seconds	6/10
	Standing to kneeling to prone	Two pieces paper with 6" circle, vertically spaced 10" apart	30 yards	6 shots total — 2 shots standing at upper target, 2 shots kneeling at lower target, 2 shots prone at lower target. 15 sec.	5/6
	Kneeling to Prone	Two pieces paper with 6" circle, vertically spaced 10" apart	30 yards	10 Shots total — two magazines of 5 rounds, 5 shots lower target kneeling	8/10
Distinguished Expert	Standing	Two pieces paper with 6" circle, vertically spaced 10" apart	30 yards	6 shots total — 2 shots lower target, 1 shot upper target. Time limit 6 sec.	5/6
	Standing to Kneeling to prone	Two pieces paper with 6" circle, vertically spaced 10" apart	30 yards	15 shots total — 3 magazines of 5 rounds 5 shots standing at upper target reload 5 shots kneeling at lower target, reload 5 shots prone at lower target. 25 sec.	13/15
	Kneeling	Two pieces paper with 6" circle, vertically spaced 10" apart	30 yards	10 shots total — 2 magazines of 5 rounds, 5 shots lower target, reload 5 shots lower target, 10 sec.	9/10



AMERICA'S RIFLE CHALLENGE QUALIFICATION

This qualification program will introduce you to the action shooting sports using modern, general purpose semi-automatic rifles. You can develop some of the skills necessary to participate in action shooting events such as the NRA America's Rifle Match and 3-Gun Matches. You will learn how to safely fire your rifle at multiple targets while moving from various shooting positions. The requirements in the ratings increase in stages to help new shooters develop the strength and endurance necessary to complete a full course of fire.

Guideline

Unless otherwise stated, the following guidelines apply.

Rifles

Smallbore rifles to include .17 HMR and .22 LR.
High power rifles to include .223/5.56, .308, .300 BLK, and 7.62x39.

Sights

Field grade flip-up or fixed iron sights, non-magnified, magnified, electronic or optical sights.

Other Equipment

Three magazines capable of holding at least 10 rounds each. A sling may be used to assist in support of the rifle.

Position

Three shooting positions are used: standing, kneeling and prone. All strings of fire begin in the standing low ready position.

Target and Distance

8 1/2" paper plates and paper targets with a 6" (printed or drawn) circle are used in this qualification. The distances are specified in the course of fire for each stage.

Scoring

All scores are either hit or miss on the target specified in each stage; and all shots fired within the allotted time specified in the course of fire. To be counted as a hit, you must hit the specified target where the inner edge of the shot breaks the outside, circular edge of the target.


Awards

- » America's Rifle Challenge Qualification Patch
- » For complete qualification awards information, reference page 53.



RATING	POSITION	TARGET	DISTANCE	NUMBER OF SHOTS	REQUIRED SCORE/ POSSIBLE SCORE
Pro-Marksman	Standing	Two 8 1/2" Paper plates spaced 10" apart vertically	15 yards	10 shots total — 5 shots each target	5/10
	Prone	8 1/2" Paper plate	15 yards	5 Shots	3/5
Marksman	Standing	Two 8 1/2" Paper plates spaced 10" apart vertically	15 yards	10 shots total — 5 shots each target	7/10
	Kneeling	8 1/2" Paper plates	15 yards	5 Shots	3/5
	Prone	8 1/2" Paper plate	15 yards	5 Shots	3/5

Sharpshooter	Standing	Two 8 1/2" Paper plates spaced 10" apart vertically	25 yards	10 shots total — two magazines of 5 rounds. 5 shots upper target, reload, 5 shots lower target	7/10
	Standing to kneeling	Two pieces of paper with 6" circle, vertically spaced 10" apart	25 yards	10 shots total — two magazines of 5 rounds. 5 shots standing at upper target, reload, 5 shots kneeling at lower target	7/10
	Prone	8 1/2" Paper plate	25 yards	5 shots	4/5
Expert	Standing	Two pieces of paper with 6" circle, vertically spaced 10" apart	30 yards	10 shots total — two magazines of 5 rounds. 3 shots lower target, 2 shots upper target. Reload, 3 shots lower target, two shots upper target. Time Limit: 20 sec.	8/10
	Standing to kneeling to prone	Two pieces of paper with 6" circle, vertically spaced 10" apart	30 yards	10 shots total — 2 shots standing at upper target, 2 shots kneeling at lower target, 2 shots prone at lower target. Time Limit: 15 sec.	8/10
	Kneeling to prone	Two pieces of paper with 6" circle, vertically spaced 10" apart	30 yards	10 shots total — two magazines of 5 rounds. 5 shots lower target kneeling, reload, 5 shots lower target prone. Time Limit: 20 sec.	8/10
Distinguished Expert	Standing	Two pieces of paper with 6" circle, vertically spaced 10" apart	30 yards	6 shots total — 2 shots lower target, 1 shot upper target, 2 shots lower target, 1 shot upper target. Time Limit: 6 sec.	5/6
	Standing to kneeling to prone	Two pieces of paper with 6" circle, vertically spaced 10" apart	30 yards	15 shots total — three magazines of 5 rounds. 5 shots standing at upper target, reload, 5 shots kneeling at lower target, reload, 5 shots prone at lower target. Time Limit: 25 sec.	13/15
	Kneeling	Two pieces of paper with 6" circle, vertically spaced 10" apart	30 yards	10 shots total — two magazines of 5 rounds. 5 shots lower target, reload, 5 shots lower target. Time Limit: 10 sec.	9/10



BASIC SHOTGUN QUALIFICATION

This shotgun qualification has been designed for those without convenient access to a formal trap, skeet or sporting clays range. It can be conducted by using a hand or mechanical "trap" anywhere a safe shot fall area can be obtained.

Guidelines

Unless otherwise stated, the following guidelines apply.

Shotgun

Any 12 gauge or smaller may be used. Different gauges and shotguns may be used for any round or rating.

Ammunition


Depending on the gauge shotgun will determine the ammunition size (12 gauge, 20 gauge, .28 gauge, .410...) No more than 1 1/8 ounce of 7 1/2, 8, or 9 shot.

Target Throwing Trap

Any portable machine which releases a clay target electronically. Hand throwers may also be used but used in a safe manner.

Trap Machine Location

At least 3 feet in front of the shooter.



Hand Thrower Location

Next to shooter.

Shooter Location

3 feet behind the trap machine. Shooters can move in a lateral distance left and right of the machine. Shooters can also increase their distance from the trap machine.

Trap Machine Operator Location

When releasing the targets, the trap operator must be behind the shooter for safety. When loading the trap, the shooter's shotgun must be unloaded and pointed in a safe direction with the finger off the trigger.

Shot Fall Area

Must be safe at least 300 yards in any direction that shotguns may be pointing when fired.

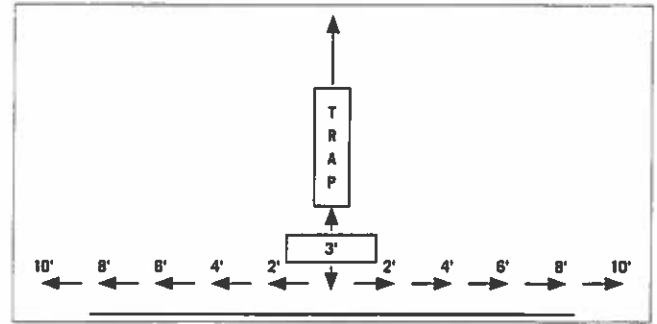
Course of Fire

Each round is 25 shots total. Shotguns must be loaded with only one shot shell for each target. Eye and ear protection must be worn by the shooter, trap operator and all spectators.

Basic Shotgun Qualification

Course of Fire

RATING	REQUIRED SCORE	REPETITIONS
Pro-Marksman	11 or more	2 times
Marksman	13 or more	2 times
Sharpshooter	17 or more	3 times
Expert	19 or more	4 times



Field layout.

Ratings

There is no Distinguished Expert level for this course. However, those who reach the Expert level may shoot the Expert and Distinguished Expert level in Trap, Skeet, or Sporting Clays according to the requirements shown in this booklet.

SHOTGUN QUALIFICATION

- » Trap
- » Skeet
- » Sporting Clays
- » 5-Stand™

The Trap, skeet, sporting clays and 5-Stand™ courses of fire introduce the shooters to the complete sport from the very beginning. In this way, shooters can develop their skills at the same time they participate in club shoots, leagues and practice sessions. Any qualifying score fired in a club shoot, league or practice session can be applied to the qualification rating the shooter is currently working on. Whichever shotgun event is chosen, participants can improve their shotgun shooting skills with the proportioned and progressive challenges offered in the NRA Marksmanship Qualification shooting program.

Guidelines

Unless otherwise stated, the following rules apply. Trap—Amateur Trapshooting Association (ATA) Rules. To obtain Trap rules, call (937) 898-4638 or go to www.shootata.com.

Skeet—National Skeet Shooting Association (NSSA) Rules. To obtain Skeet rules, call (800) 877-5338 or go to www.mynssa.com.

Sporting Clays and 5-Stand—National Sporting Clays Association (NSCA) Rules apply. To obtain the NSCA Sporting Clays/5-Stand rules, call (800) 877-5338 or go to www.mynsca.com/pubs.

Shotguns

Any shotgun, 12-gauge or smaller, may be used. Different gauges and different guns can be used for any round or rating.



Position

Shooters have the option of mounting the shotgun on the shoulder before calling for the target.

Ammunition

Any shotgun ammunition, factory or reloads, may be used. Be sure to check with the range or club for local ammunition restrictions. (Maximum 1 1/8 oz., No. 7 1/2 shot or less, or as specified in the rulebooks.)

Targets

Standard clay targets are used.

Round

In shotgun shooting the term “round” refers to a single series of 25 targets.

Awards

- » Shotgun Qualification Patch
- » For complete qualification awards information, reference page 53.



Trap or Skeet Course

RATING	SCORE	REPETITIONS
Pro-Marksman	11 or better out of 25	2 times
Marksman	14 or better out of 25	2 times
Sharpshooter	18 or better out of 25	3 times
Expert	22 or better out of 25	3 times
Distinguished Expert	24 or better out of 25 targets 10 times, or 95 or better out of 100 targets in two ATA or NSSA registered shoots.	

Sporting Clays

RATINGS	SCORES	REPETITIONS
Pro-Marksman	12 or better out of 50	2 times
Marksman	17 or better out of 50	2 times
Sharpshooter	25 or better out of 50	3 times
Expert	52 or better out of 100	3 times
Distinguished Expert	60 or better out of 100, 4 times, or 58 or better out of 100 in two NSCA registered shoots.	

5 Stand™

RATINGS	SCORES	REPETITIONS
Pro-Marksman	10 or better out of 25	2 times
Marksman	13 or better out of 25	2 times
Sharpshooter	16 or better out of 25	3 times
Expert	20 or better out of 25	3 times
Distinguished Expert	23 or better out of 25, 4 times, or 88 or better out of 100 in two NSCA registered shoots.	



INTERNATIONAL TRAP/ENHANCED WOBBLE TRAP AND INTERNATIONAL SKEET

Rules

International Shooting Sports Federation (ISSF) rules apply. To obtain the ISSF International Trap and Skeet rules call: +49 89 544 355 0 or go to www.issf-sports.org or email munich@issf-sports.org or www.usashooting.org/7-events/usarules.

Firearms

Any safe shotgun, 12 gauge or smaller, may be used. Different gauges can be used for any round or rating.

Ammunition

According to ISSF rules:

CASE LENGTH CANNOT EXCEED 70MM

- » Shot size cannot be larger than 24.5g
- » Pellets must not exceed 2.6mm in diameter
- » Pellets must be plated
- » Pellets must be made of lead, lead alloy or of any other ISSF approved material
- » Pellets must be spherical in shape
 - *Note — At USA Shooting sanctioned events, Match Directors may allow up to 1-1/8 oz loads if it is stated in their program. No national records may be set if 1-1/8 oz loads are used.*

Round

In shotgun shooting the term “round” refers to a single series of 25 targets.



Targets

Targets used in the international games are not standard targets; the targets are larger in diameter (110mm vs. 108mm). The targets are also thicker and the dome is thicker because it is thrown at a higher velocity.

Position

International Trap/Enhanced Wobble Trap-Shooters have the option of mounting the shotgun on the shoulder before calling for the target.



International Skeet

Shooters must place the butt-stock of the shotgun at the waist line and cannot be moved from the position until the target appears. Normally there is a line placed upon the shooting vest where the butt-stock placement should be. To obtain rules regarding placement of the gun, visit www.issf-sports.org.

Awards

- » International Shotgun Qualification Patch
- » For complete qualification awards information, reference page 53.

Course of Fire

RATING	SCORE	REPETITIONS
Pro-Marksman	11 or better out of 25	2 times
Marksman	14 or better out of 25	2 times
Sharpshooter	17 or better out of 25	3 times
Expert	20 or better out of 25	3 times
Distinguished Expert	23 or better out of 25 targets 4 times or 88 or better out of 100 targets in a USA Shooting Sanctioned Match	



MUZZLE LOADING QUALIFICATION

- » Rifle
- » Musket
- » Pistol Revolver
- » Shotgun

Guidelines

NRA Muzzle Loading Rifle, Pistol, and Shotgun Rules apply, except where specific exceptions are made. More information can be found from the National Muzzle Loading Rifle Association (NMLRA). To obtain rules, go to www.nmlra.org.

The NRA also has a muzzle loading DVD entitled "The Lure of Muzzleloading."

Guns and Ammunition

RIFLE

- » Any safe muzzle loading rifle may be used. Flintlock rifles must use a patched round ball. Percussion rifles may use any projectile. Flintlock and percussion-type ignitions will be considered equal in stature. Any metallic sight is allowed.

MILITARY SMALL ARMS (MUSKET)

- » Any safe, original or reproduction, military (as issued by the United States, Confederate States, or by a state government) rifle, musket, carbine, musketoon of .54, .58 or 69 caliber, or Brown Bess .72 may be used. The projectile can be a hollow-based, Minie-type or waged bullet. Original pattern sights must be used.

PISTOL/REVOLVER

- » Any safe muzzle loading pistol or cap-and-ball revolver may be used. All shooting under 50 yards must be done with one hand, using only the arm to support the firearm. Only metallic sights may be used. Open, fixed or adjustable sights are allowed. The projectile may be a round ball or a conical bullet. Two handed at 50 yards or greater are allowed.

SHOTGUN

- » Any safe single- or double-barrel muzzle loading shotgun, any gauge, that uses percussion cap or flintlock ignition, may be used.

Accessories

Slings, palm supports, cross-sticks, loading tubes, shooting coats and gloves as described in the NRA Muzzle Loading Rifle, Pistol, and Shotgun Rules may be used.

Targets

- » Rifle or Pistol: B-19 25 yds. or B-17
- » Rifle or Pistol: B-6 50 & 100 yds.

Shotgun

Standard clay targets are used for shotgun.

Powder

Only black powder or BATF-approved substitute may be used.

Scoring

All ratings are 10 shot courses of fire. Due to the variations of calibers used, scoring is done relative to the center of the ball or bullet holes. The center of the shot hole must at least touch a scoring ring to count that value. There are no time limits for completing a target.

Awards


- » Muzzle Loading Qualification Patch
- » For complete qualification awards information, reference page 53.

Muzzle Loading Rifle and Musket Course

Rating	Position/Distance	Shots	Score	Repetitions
Pro-Marksman	Benchrest or cross-sticks/ 25 yards	Best 10 of 13	40 or better	2 times
Marksman	Prone or Benchrest/50 yards	Best 10 of 13	45 or better	2 times
Sharpshooter	Standing/50 yards	Best 10 of 13		
The requirements for the next two ratings must be fired as an aggregate in the same session. If the required score is not met, the entire aggregate must be refired.				
Expert	Standing/50 yards	Best 10 of 13	240 or better	2 times
	Cross-sticks/50 yards	Best 10 of 13		
	Standing/100 yards	Best 10 of 13		
	Prone or Benchrest/100 yards	Best 10 of 13		
Distinguished Expert	Standing/50 yards	Best 10 of 13	265 or better 6 times, or 63% in two NRA or NMLRA sanctioned competitions	
	Prone or Benchrest/50 yards	Best 10 of 13		
	Standing/100 yards	Best 10 of 13		
	Prone or Benchrest/100 yards	Best 10 of 13		

Muzzle Loading Shotgun Course

RATINGS	SCORE	REPETITIONS	SCORE	REPETITIONS
Skeet: Course of fire, 16 target Two target at each station, singles only.		Trap: Course of fire 15 rounds, 3 target at each station move to within eight yards of the trap house.		
Pro-Marksman	6 out of 16	2 times	5/15	2 times
Marksman	7 out of 16	2 times	6/15	2 times
Sharpshooter	9 out of 16	3 times	8/15	3 times
Expert	10 out of 16	5 times	9/15	5 times
Distinguished Expert	11 out of 16 6 times; or 64% in two NRA or NMLRA sanctioned competitions		10 out of 15, 6 times; or 64% in two NRA or NMLRA sanctioned competitions	



MULTI-GUN QUALIFICATION

This qualification program will introduce you to the fastest growing action shooting sport in the world, 3-Gun. Utilizing modern sporting .22 rifles, .22 pistols and shotguns as well as Air Soft rifles, pistols and shotguns and centerfire firearms. You will learn how to safely fire the rifle, pistol and shotgun at multiple targets while moving through the course of fire. This qualification can also be shot by using two (2) firearms instead of three (3). The requirements in the ratings increase in stages to help new shooters develop the strength and endurance necessary to complete a full course of fire.

Guidelines

Unless otherwise stated, the following rules apply.

Rifles

Any, semi-automatic .22 rimfire rifle, centerfire rifle, or airsoft rifle.

Pistols

Any, semi-automatic .22 rimfire pistol, centerfire pistol, or airsoft pistol.

Shotgun

Any, semi-automatic or pump action, 12 gauge or 20 gauge shotgun or airsoft shotgun

Other Equipment

Magazines capable of holding not less than ten rounds.

Positions

Depending on how the course is staged, positions include: standing, kneeling and prone.

Range Layout

It is recommended on outdoor ranges that you have a backstop that is 20 feet high and a side berm on the right and left (connecting with the backstop) That is not less than 8 feet high.

For how to set your targets and range layout please reference the 3 Gun Experience Guidebook at 3ge.nra.org.

Target and Distance

Use self-resetting targets that are made of a ballistic appropriate material and are able to move to help deflect the energy of the projectile in a safe direction. It is recommended that the rifle targets do not exceed 20 feet from where the shot is fired. The pistol and shotgun targets should not exceed 15 feet from where the shot is fired.

Shots Per Target

One shot per target. May take multiple shots at a target if it does not fall or if the target self-reacts.

Scoring

All scores are either a hit or miss and the course of fire is timed. For every missed target a 5 second penalty is added to the final time. For a target to be counted as a hit, you must visually see the target fall or move. In AirSoft only you can go off of sound.

Ratings

Ratings must be earned in sequence. The number of targets (or courses) required for a particular rating no not need to be fired consecutively or in the same session.

Awards

- » Multi-Gun Qualification Patch
- » For complete qualification awards information, reference page 53.



Multi-Gun Course of Fire

RATING	NUMBER OF SHOTS	SCORES	REQUIRED TIME	REPETITIONS
Pro-Marksman	Rifle 10 shots	10 or better out of 23	2 minutes or less	2 times
	Pistol 10 shots			
	Shotgun 3 shots			
Marksman	Rifle 10 shots	12 or better out of 23	1 minute 45 seconds or less	2 times
	Pistol 10 shots			
	Shotgun 3 shots			
Sharpshooter	Rifle 10 shots	14 or better out of 23	1 minute 15 seconds or less	3 times
	Pistol 10 shots			
	Shotgun 3 shots			
Expert	Rifle 10 shots	18 or better out of 23	55 seconds or less	3 times
	Pistol 10 shots			
	Shotgun 3 shots			
Distinguished Expert	Rifle 10 shots	21 or better out of 23	40 seconds or less	4 times
	Pistol 10 shots			
	Shotgun 3 shots			

NRA JROTC QUALIFICATION COURSES — AIR RIFLE

These NRA qualification courses of fire offer JROTC cadets award incentives to develop marksmanship skills in 3-position air rifle shooting. A series of attractive awards testify to the ratings earned — the skills achieved!

Eligibility

All participants must be currently enrolled in a JROTC program.

Administration

Club/team NRA affiliation is recommended but not required for participation in the qualification shooting program. The program is administered by the JROTC instructor. The instructor ensures that program standards are followed, that the required number of targets or courses are completed, and that minimum scores are attained. Instructors should ensure that enough awards are on hand so presentations can be made as soon as a shooter achieves a rating. Shooters achieving the prestigious Distinguished Expert rating, who are individual members of the National Rifle Association are eligible to receive their awards by national recognition from NRA headquarters. To report achievement of Distinguished Expert please send in the Distinguished Expert Report Form: mqp.nra.org.

Rules

Individuals who are not familiar with shooting terms, targets, equipment, positions, scoring procedures, etc., should obtain a copy of the appropriate rule book for a greater understanding of the discipline before firing for qualification (See materials list). Except where specific exceptions are made, NRA Sporter or Precision Position Air Rifle Rules apply.

Air Rifles

Must meet specifications in paragraph 3.2 of the NRA Sporter Position Air Rifle Rules or paragraph 3.1 of the NRA Precision Position Air Rifle Rules apply.

Sights

Metallic only. Telescopic sights are not allowed. See Rule 3.7.1 for Sporter and Rule 3.7 for Precision.

Target and Distance

The official NRA AR-5/10 air rifle targets must be used. The air rifle courses are fired at 10 Meters (approximately 33 feet).

Scores

Scores fired to obtain one rating may not be used to earn another rating. Scores fired in practice sessions, leagues, postals, or competition may be applied to qualification ratings.

Ratings

Ratings must be earned in sequence. While developing position skills, shooters should NOT concentrate on development of just one position; they should begin to earn qualifying targets in all positions concurrently. The number of targets (or courses) required for a particular rating need not be fired consecutively or in the same session.


Position

Three shooting positions are used: prone, standing and kneeling.

Competition

Shoulder-to-shoulder competition is required to qualify for the Distinguished Expert rating. Shoulder to shoulder competition can be conducted between JROTC schools (same service or between different services) or cadets can attend a local club match or NRA sanctioned competition. (Note: postal matches do not qualify as shoulder to shoulder competition.) All NRA sanctioned competitions are listed in the monthly online publication *Shooting Sports USA*: www.ssusa.org

NRA Support: NRA staff is available to help you get started or answer any questions you may have. Direct calls to the NRA Qualification Coordinator at (703) 267-1505.



RATINGS	POSITION		NUMBERS OF SHOT	REQUIRED SPORTER SCORE/ POSSIBLE SCORE	REQUIRED PRECISION SCORE/POSSIBLE SCORE	REPETITIONS
Pro-Marksman	Benchrest or supported prone position may be used. (Both gun and body Supports are allowed.)		10 (1 per bull)	40/100 or better	45/100 or better	2 times
Marksman	Prone	10	55/100 or better	60/100 or better	10 times	
Sharpshooter Standing Prone	Kneeling	10	65/100 or better	70/100 or better	10 times	
	10	55/100 or better	60/100 or better	10 times		
	10	70/100 or better	75/100 or better	10 times		
Expert	All 3 positions	10 shots each position	219/300 or better	234/300 or better	5 times	
This rating requires five separate 30-shot courses of fire (10 shots in each of the three positions). Each course must be fired as a complete unit. If the total is less than required, the complete course must be refired. Targets may not be saved from one group and used in another.						
Distinguished Expert	All 3 positions		10 shots	240/300 or better	255/300 or better	
*Must be fired in shoulder-to-shoulder competition						

EXPLORER SERVICE HANDGUN QUALIFICATION PROGRAM

Law Enforcement Explorer Posts and their supporting agencies can benefit greatly by enrolling their Explorers in the NRA Law Enforcement Explorer Qualification Program. This program helps Explorers increase their shooting proficiency, with a handgun, while letting them set their own pace and achieve challenging but attainable scores. Performance is measured against established par scores and any explorer who meets or exceeds those scores is entitled to the corresponding recognition awards for the rating earned.


Used as a development tool for young shooters the NRA Law Enforcement Explorer Qualification Program allows them to continue in the shooting sports and prepare for national and international competitions. The benefit to the law enforcement community is that this program will assist in the development of safe shooting habits and increased proficiency of potential law enforcement officers.

Eligibility for awards is limited to cadets who are active participants of organized Law Enforcement Explorer Posts who meet all requirements of Learning for Life. Explorers who are sworn full-time or part-time police officers are NOT eligible to participate in this program.

IMPORTANT REMINDER: Law Enforcement Explorer Qualification certificates, patches, and uniform bars are only available to enrolled Posts. To enroll a Post, request the Law Enforcement Explorer application from marksmanship@nrahq.org then complete and return by email or mail it to:

**NATIONAL RIFLE ASSOCIATION
ATTN: MARKSMANSHIP COORDINATOR
11250 WAPLES MILL ROAD, FAIRFAX, VIRGINIA 22030**

NOTE: The awards in this program have been approved by Learning for Life as one of the award categories under The Law Enforcement Explorer Proficiency Program.



Awards

Explorers can qualify for awards that indicate the level of skill they have achieved. This program allows for instant recognition with a patch and bars that can be worn on the Explorer's uniform. Qualification certificates suitable for framing are available for purchase from: materials.nrahq.org.

All awards must be ordered by a Law Enforcement Post (not individual Explorers) enrolled with the NRA.

Conditions

Explorers are required to complete an 8-hour firearm safety-training course prior to qualifying.

Firing of all qualification scores must be witnessed by the range supervisor or the officer in charge of the Law Enforcement Explorer Post. There is no limit to the number of times a shooter may attempt qualification. The scores listed in the course of fire section must be met to qualify for a rating.

Firearms

Only a law enforcement service-type handgun (revolver or semi-auto pistol) authorized for duty carry by officers of the sponsoring law enforcement agency is to be used. Revolvers must be capable of firing the standard .38 Special load. The handgun must be factory manufactured with no internal or external modifications. Grips may be changed or modified for the shooter's

hand size. Any handgun with modifications that change the outward appearance from the service-type model is not allowed. Standard metallic fixed or adjustable sights may be used. Scopes, red-dot sights, and laser sights are not allowed.

Target

Standard NRA B-8 target.

Timers

When time restrictions are specified, shooters should have another individual act as timekeeper.

NRA Staff

NRA Staff is available to help Post leaders get started or answer any questions that they may have. Direct calls to the NRA Marksmanship Qualification Coordinator at marksmanship@nrahq.org or (703) 267-1505.

NRA Law Enforcement Explorer Service

Handgun Qualification Course of Fire

The Law Enforcement course of fire is designed to help shooters enter local, state, and national competition. The qualification ratings earned in this program do not apply to an NRA competitions shooting "classification."

Definition of Course

- » Slow Fire — 5 minutes per 5-shot string
- » Timed Fire — 20 seconds per 5-shot string
- » Rapid Fire — 10 seconds per 5-shot string

Aggregate Course of Fire

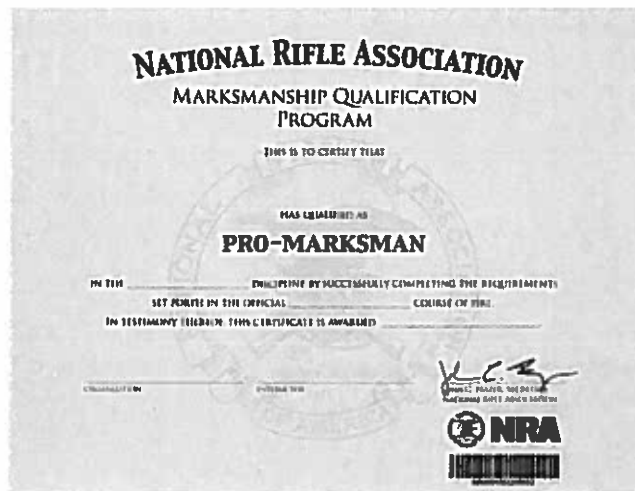
The aggregate is a 25-yard, 30-shot course of fire that must be fired as a complete unit in the same session in order to qualify for that rating (two strings each of Slow Fire, Timed Fire, and Rapid Fire).

RATINGS	POSITION	SHOTS PER TARGET	YARDS	REQD SLOW FIRE/ SCORE	REPEAT TIMES	REQD TIMED FIRE/ SCORE	REPEAT TIMES	REQD RAPID FIRE/SCORE	REPEAT TIMES
Pro-Marksman 2. Phases	1. Benchrest	5	5	25/50 (50%)	5				
	2. Benchrest	5	7	25/50 (50%)	5				
Marksman 2. Phases	1. Standing	5	7	30/50 (60%)	5				
	2. Standing	5	7			25/50 (50%)	5		
Sharpshooter 3. Phases	1. Standing	5	15	36/50 (75%)	5				
	1. Standing	5	15			33/50 (65%)	5		
	1. Standing	5	15					25/50 (50%)	5
Expert 3. Phases	1. Standing	5	20	43/50 (85%)	5				
	1. Standing	5	20			37/50 (75%)	5		
	1. Standing	5	20					33/50 (65%)	5
Distinguished Expert	Aggregate course of fire shot five times with a score of 201/300 or better in each Aggregate.								

QUALIFICATION AWARDS

In order to simplify the process of ordering Qualification Awards, the NRA has created packets containing the skill level items for each qualification program. These packets include the specific skill level patch rocker, certificate and medal for Pro-Marksman, Marksman, Sharpshooter, Expert and Distinguished Expert. The Skill Rating Packets are used for all courses of fire. Not included in the packet are the pins and discipline patches which are ordered separately depending on the course of fire in which you are participating. If you prefer not to order the entire packet, you may also order the items contained in the Skill Rating Packets individually. See page 54 for individual item numbers.

For pricing information, or to order, visit the NRA Program Materials Center online at materials.nrahq.org, or call (800) 336-7402.



Skill Rating Packets

PRO-MARKSMAN PACKET

- » Item: EQ 20000
- » Contains one of each of the following:
 - *Pro-Marksman Rocker*
 - *Pro-Marksman Parchment Certificate*
 - *Pro-Marksman Medal*

MARKSMAN PACKET

- » Item: EQ 20005
- » Contains one of each of the following:
 - *Marksman Rocker*
 - *Marksman Parchment Certificate*
 - *Marksman Medal*

SHARPSHOOTER PACKET

- » Item: EQ 20015
- » Contains one of each of the following:
 - *Sharpshooter Rocker*
 - *Sharpshooter Parchment Certificate*

EXPERT PACKET

- » Item: EQ 20020
- » Contains one of each of the following:
 - *Expert Rocker*
 - *Expert Parchment Certificate*
 - *Expert Medal*

DISTINGUISHED EXPERT PACKET

- » Item: EQ 20025
- » Contains one of each of the following:
 - *Distinguished Expert Rocker*
 - *Distinguished Expert Parchment Certificate*
 - *Distinguished Expert Medal in presentation box (medal bars that attach to Distinguished Expert Medal are sold separately)*
 - *Distinguished Expert Medal Bars:*
EQ 11400 Pistol Bar
EQ 11440 Shotgun Bar
EQ 11491 Rifle Bar



DISCIPLINE PATCHES

- » EQ 10440 Rifle (Smallbore)
- » EQ 10240 Rimfire Rifle
- » EQ 10442 America's Rifle Challenge
- » EQ 10245 Smallbore Rifle
- » EQ 11050 High Power Rifle
- » EQ 10430 Position Air Rifle
- » EQ 10460 Pistol (white) Conventional
- » EQ 10230 Pistol (maroon)
- » EQ 11016 NRA International Air Pistol
- » EQ 11015 NRA International Air Rifle
- » EQ 10420 BB Gun
- » EQ 11028 International Shotgun Qualification
- » EQ 11030 Shotgun
- » EQ 11060 Muzzle Loading
- » EQ 11040 Hunter Marksmanship
- » EQ 10250 Position Air Pistol
- » EQ 10462 Multi-Gun Qualification



SKILL ROCKERS

- » EQ 10470 Pro-Marksman
- » EQ 10480 Marksman
- » EQ 10500 Sharpshooter
- » EQ 10510 Expert
(Rockers are used for all courses of fire.)
*Distinguished Expert rocker is available only in the packet.

ROCKERS

- » EQ 11034 Trap
- » EQ 11033 Skeet
- » EQ 11037 Sporting Clays
- » EQ 10210 Defensive Pistol I
- » EQ 10220 Defensive Pistol II

MEDALS

- » EQ 10511 Pro-Marksman



- » EQ 10512 Marksman
- » EQ 10513 Sharpshooter
- » EQ 10514 Expert
*Distinguished Expert medal is available only in the packet.

PARCHMENT CERTIFICATES

- » EQ 09552 Pro-Marksman
- » EQ 09553 Marksman
- » EQ 09556 Sharpshooter
- » EQ 09558 Expert
*Distinguished Expert certificate is available only in the packet.

EDUCATIONAL MATERIALS AND RESOURCES

Please visit the NRA Program Materials Center for a complete list of our discipline hand books, rule books and training materials: materials.nrahq.org

What Can You Do Next?

If you are interested in advancing into higher levels of the shooting sports, NRA offers numerous programs that can help you develop and test your shooting skills. Some of these programs include basic firearm training, postal matches, leagues, tournaments, camps and much more.

NRA BASIC TRAINING COURSES

Another valuable resource available to you is the NRA's network of trained instructors and coaches.

All across the country, instructors provide the NRA Basic Training Courses. These courses include:

- » **Basics of Pistol Shooting**
- » **Basics of Rifle Shooting**
- » **Basics of Shotgun Shooting**
- » **Basics of Muzzle Loading Rifle, Pistol, and Shotgun Shooting**
- » **Home Firearm Safety**
- » **Personal Protection In The Home**
- » **Personal Protection Outside the Home**
- » **Reloading**

Everyone is encouraged to take an NRA Basic Training Course. After basics, NRA coaches or instructors can help you improve your shooting techniques as well as your chances for success in competitive shooting programs. To obtain a list of instructors, clinics and/or coaches in your area visit: www.nrainstructors.org.

Competitive Shooting

A good development program like qualification shooting helps the participant learn shooting skills and then introduces the shooter to other steps of development. The Distinguished Expert rating in the qualification program, for example, encourages shooters to fire their qualifying scores in NRA sanctioned competition. Competitive shooting exposes the shooter to other developmental challenges and different shooting venues.



Rule Books

NRA's official rule books can be downloaded by visiting: competitions.nra.org/competition-resources/rule-books

NRA Postal Matches

Another shooting opportunity for skill development is the NRA Postal Program. Postal matches are local competitions fired at the shooter's home range. The scores are then mailed (hence the name) to the NRA for inclusion in the postal database for a national results bulletin which is available online. The conditions of each match are specified in the specific postal program. Currently programs are available for junior and adult shooters in conventional and center fire pistol. There are also 3- and 4-position smallbore rifle programs as well as air rifle programs which are open to everyone; membership in the NRA is not required. NRA offers postal matches specifically designed for various organizations to include: JROTC, VFW, 4-H, Boy Scouts of America, BSA Venturing and the Royal Rangers. For more information visit: competitions.nra.org

NRA PROGRAMS AND OPPORTUNITIES

Become an NRA Certified Instructor or Coach

NRA offers training and certification for people to become firearm instructors and coaches. For people with a knowledge of firearms and a desire to share that knowledge with their community, NRA offers a variety of instructor certifications and three levels of coach training.

NRA Instructors are trained to conduct NRA Basic Firearm Training Courses, using the NRA's comprehensive outlines and lesson plans, student handbooks, and more. Qualified people who complete the instructor training program are certified to teach one or more of the following courses:

- » Basic Pistol Shooting
- » Basic Rifle Shooting
- » Basic Shotgun Shooting
- » Basic Muzzle Loading Pistol Shooting
- » Basic Muzzle Loading Rifle Shooting
- » Basic Muzzle Loading Shotgun Shooting
- » Personal Protection In The Home
- » Personal Protection Outside The Home
- » Home Firearm Safety
- » Metallic Cartridge Reloading
- » Shotgun Shell Reloading
- » Range Safety Officer

To find an Instructor class in your area please visit:
www.nrainstructors.org

Coach Education Program

The Coach Education Program provides the tools and techniques to prepare people for successful competitive shooting. Through coach schools, clinics, conferences and camps, participants learn the most current techniques, coaching philosophy and methodology to train and coach shooters in competition. The program, administered by the



NRA, is a cooperative effort between the NRA, USA Shooting (USAS), the Civilian Marksmanship Program (CMP), the Amateur Trapshooting Association (ATA), the National Skeet Shooting Association (NSSA), and the National Sporting Clays Association (NSCA).

To find a coach school in your area visit:
www.nrainstructors.org

NRA Day

NRA Day is designed to provide adults, youth, families, competitors, hunters—literally everyone—the opportunity to experience, share, and enjoy the shooting sports.

BASIC GOALS OF THE PROGRAM INCLUDE:

- » To provide a safe and structured hands-on learning environment under the supervision of instructors, coaches and trained volunteers
- » To promote the shooting sports as a fun and positive activity to be enjoyed by everyone
- » To provide an avenue to introduce people to the shooting sports and presenting future opportunities to retain new shooters
- » The benefits to hosting a NRA Day event at your facility are limitless! These are just a few reasons why hundreds of clubs and ranges choose to host events each year:
- » The rewarding experience of introducing people to the shooting sports
- » Retention of new and experienced shooters through your facility's programs
- » Promoting the benefits of NRA programs and membership
- » Materials, funding, and support from the NRA
- » The chance to promote your club/range to the community

With the help of the NRA, planning and holding a NRA Day event is simple. Customize the event to allow focus on your facility's strengths and provide activities of your choosing.

For information on NRA Day, go to nraday.nra.org/web/default.aspx or contact the NRA at nraday@nrahq.org.

NRA Outstanding Achievement Youth Award

- » \$5,000
- » \$3,000
- » \$2,000

The NRA Outstanding Achievement Youth Award (OAYA) recognizes juniors and young adults who take an active part in the shooting sports through individual participation and educational pursuits. By meeting the requirements to be eligible for the award, youth gain a greater sense of responsibility and an appreciation for the variety of shooting sports opportunities available.

Shooting sports enthusiasts through the year of their 21st birthday are eligible to receive the award once they have completed the six core requirements and a minimum of five elective requirements. One core requirement is participating in the NRA Marksmanship Qualification Program by earning a rating in one discipline. One of the elective requirements can be met by earning an additional rating in the NRA Marksmanship Qualification Program.

For more information, requirements, and a copy of the application visit awards.nra.org or call (703) 267-1505.



NRA National Intermediate

Junior Smallbore Camp

Junior shooters who want to learn more about smallbore rifle competitive shooting can apply to attend the NRA National Intermediate Junior Smallbore Rifle Camp. The camp is held annually in July before the start of the NRA Smallbore National Matches. The NRA National Intermediate Junior Smallbore Camp is open to junior shooters who are of high school age, have competitive shooting experience, and who possess an NRA classification. Camp registration is open on a first-come, first-serve basis. The skills taught are designed to help develop a junior shooter to the advanced level and are taught by NRA Certified Smallbore Coaches and College Coaches. Applications are limited.

Contact the NRA Smallbore Rifle Department for more information: smallborerifle@nrahq.org, or look for the camp application here: competitions.nra.org/competitions/nra-national-matches/

Youth Hunter Education Challenge



YHEC

The Youth Hunter Education Challenge (YHEC) program promotes the further development of the basic hunting skills introduced in state and provincial hunter education programs.

NRA's Youth Hunter Education Challenge (YHEC) provides a fun environment for kids 18 and under to improve their hunting,

marksmanship and safety skills. Through its simulated hunting situations, live fire exercises, educational and responsibility events, YHEC helps build upon skills learned in basic hunter education courses and encourages safer, lifelong hunting habits.

From rifle, bow and muzzleloader shooting at life-sized targets, to wildlife identification, map and compass orienteering and more, YHEC participants can get hands-on training in eight skill areas, giving them expertise in all methods of take and all types of game.

For more information, call NRA's Hunter Services at (703) 267-1523 or visit online at yhec.nra.org.

NRA Membership

Adults and youths can become individual members of the NRA. Adult members receive their choice of NRA monthly publications: *American Rifleman*, *American Hunter*, *America's 1st Freedom*, *Shooting Illustrated*, or *Shooting Sports USA*. Youth members (18 and under) receive the NRA online magazine for juniors, *NRA Family*. To join NRA or for additional information regarding benefits, visit us online at joinnra.nra.org/join/Junior.aspx

NRA Clubs & Associations

NRA has affiliated clubs all across the country. This network of clubs offers a variety of sporting opportunities. Any group that conducts a program with firearm safety and shooting sports activities can affiliate with the NRA. NRA clubs include hunting and sporting clubs, shooting teams, 4-H clubs, Boy Scout troops, JROTC, Royal Rangers, the National High School Rodeo Association, FFA and DeMolay chapters, VFW and American Legion posts, and collegiate clubs.

For more information on affiliation benefits or to find an NRA club in your area, call (800) NRA-CLUB, or visit online at www.nrahq.org.



Friends of NRA



Need funding to help start your NRA Marksmanship Qualification Program? The NRA Foundation's Friends of NRA Grant Program can

help you obtain the funds necessary to get a program started or enhance an existing one. The monies raised by each state's Friends of NRA program are used to support qualified educational and developmental programs. You may apply for a grant through your state's Friends of NRA StateFund Committee. Each state establishes a committee, led by the state NRA

Field Representative, which reviews grant applications and recommends awards. Since each state has its own committee deadlines and meeting dates, it is essential that you contact your state NRA Field Representative to inquire about submission deadlines and other requirements.

For your convenience, grant applications may be completed online at www.nrafoundation.org/grants/statefund.asp, where you will also find your state NRA Field Representative's contact information for assistance with Friends of NRA Grants.

Ensuring The Future

Now more than ever, the demand for youth programs is growing at an unprecedented rate. The NRA Foundation is meeting this challenge by providing millions of dollars to fund these vital programs. To assure that this growth is sustained, the foundation is actively building a permanent endowment fund to ensure financial support for the future. To date, The NRA Foundation has funded thousands of grants totaling more than \$60 million, with youth programs in particular receiving more than half of all grant dollars awarded. With so many extraordinary programs

developed specifically for youth, the opportunities for investment are numerous.

NRA youth programs that receive endowment funding include:

- » **NRA Day Program**
- » **NRA Marksmanship Qualification Program**
- » **NRA Youth Hunter Education Challenge**
- » **NRA Youth Education Summit**
- » **NRA Training Programs**

If these and other youth programs could be funded entirely through endowment income, the future of the shooting sports would be secure for generations. No other organization in the country can make this kind of commitment to the future of hunting and the shooting sports, yet there is still a long way to go before our funding needs are met. It is our hope to secure the funding necessary to endow these programs for years to come. The NRA Foundation takes pride in investing in the future of our precious firearm heritage, and we hope that those who embrace these American ideals will join us as we strive to leave a legacy of tradition and freedom for our children.

For more information, please contact The NRA Foundation, at (800) 423-6894, or visit our website at www.nrafoundation.org.

SCORE SHEET

NRA MARKSMANSHIP QUALIFICATION PROGRAM

Course of Fire _____ Gauge or Caliber _____
 Shooter's Name _____ NRA Member Number _____

SKILL RATING	1		2		3		4		5		6		7		8		9		10		
	SCORE	DATE	SCORE	DATE	SCORE	DATE	SCORE	DATE	SCORE	DATE	SCORE	DATE	SCORE	DATE	SCORE	DATE	SCORE	DATE	SCORE	DATE	
Pro-Marksman																					
Marksman																					
Sharpshooter																					
Expert																					
Distinguished Expert																					

This may be copied and/or duplicated.



NRA



NR40810EQ09530